Providence Schools

School Board Meeting October 2026

Excellent Instruction. Every Classroom. Every Day.



Providence Schools

Goals and Guardrails (Goals 1, 2, and 3)

October 2026

Excellent Instruction. Every Classroom. Every Day.



Goals and Guardrails

Goals for Review

- **Goal 1: Grade 3 Literacy (Early Childhood Literacy)**
  The percent of Grade 3 students who score proficient on the RICAS ELA assessment will increase from 24% in June 2025 to 37% in June 2030.
  - Interim Measures 1.1, 1.2
- **Goal 2 - Grade 4 Math Readiness**
  The percentage of Grade 4 students who score proficient on the RICAS Math assessment will increase from 23.6% in May 2025 to 36% in May 2030.
  - Interim Measures 2.1, 2.2
- **Goal 3 Grade 8 Literacy (Middle School Readiness)**
  The percent of Grade 8 students who score proficient on the RICAS ELA assessment will increase from 15.8% in June 2025 to 25% in June 2030.
  - Interim Measures 3.1, 3.2

Assessment Results

Measure	Pre-intervention SY 2018-19	Pandemic Impact SY 2020-21	2024-25	2025-26
RICAS ELA	17.2%	14.1%	17.7%	17.2%
RICAS Math	11.9%	6.8%	16.4%	16.8%
SAT ELA	25.5%	29.7%*	30.2%	26.9%
SAT Math	14.8%	13.4%*	14.2%	13.7%
NGSA - Science	10.9%	12.2%*	13.7%	14.3%

***** The number of test takers decreased significantly from the previous year. Between year comparisons are not recommended. *****

RICAS ELA (All Grades)

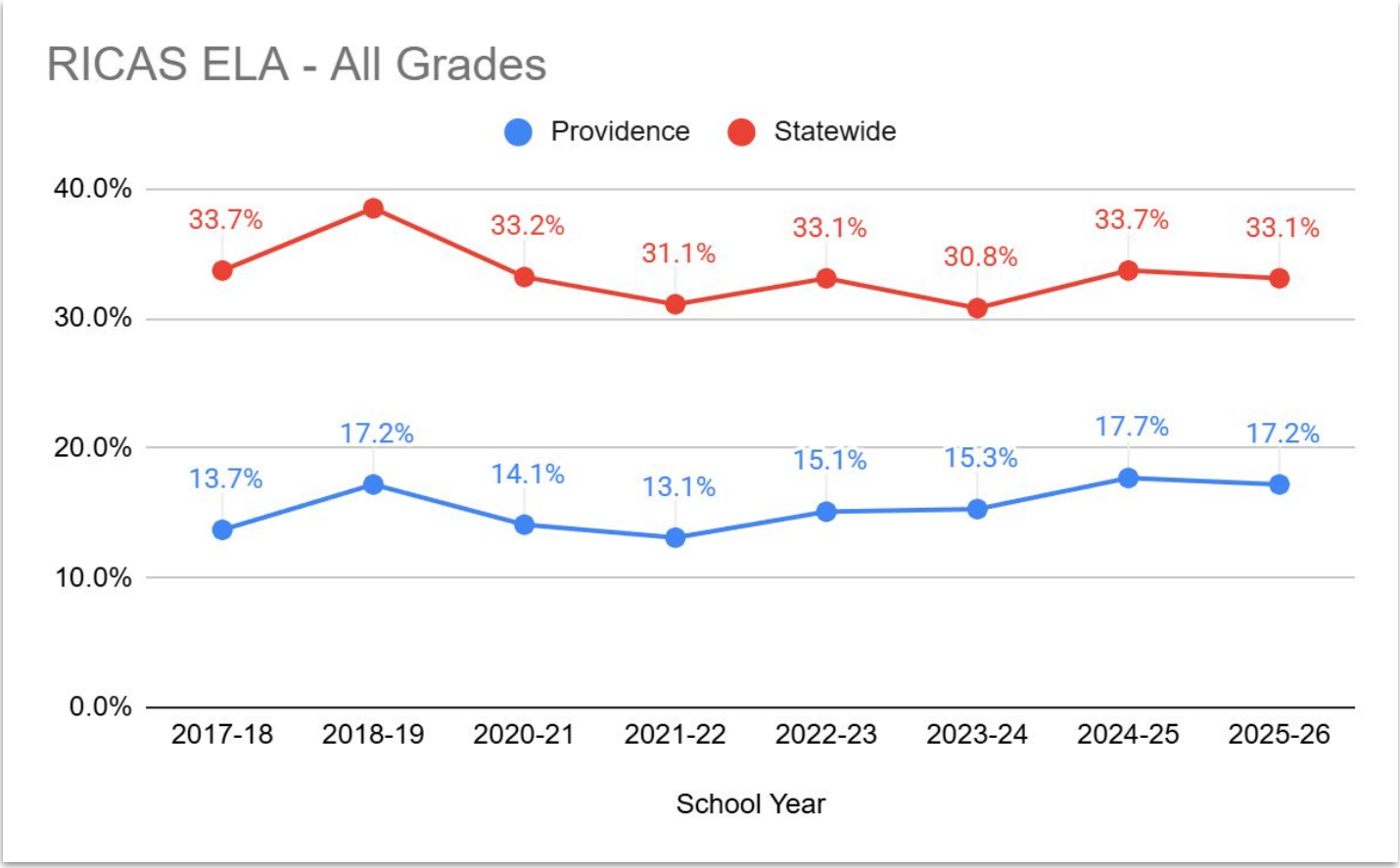

RICAS ELA (Grades 3-8)

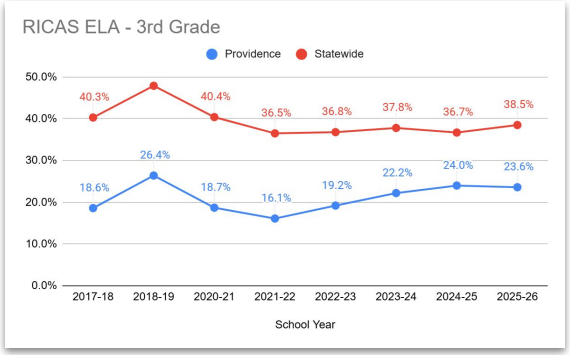

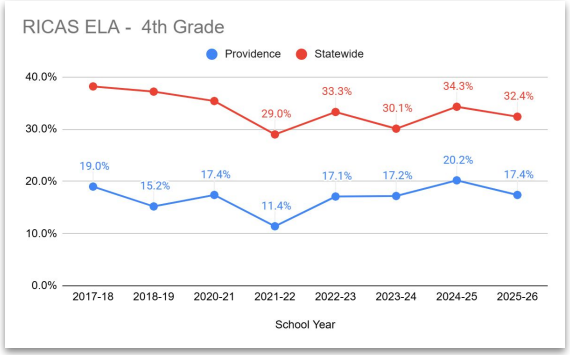

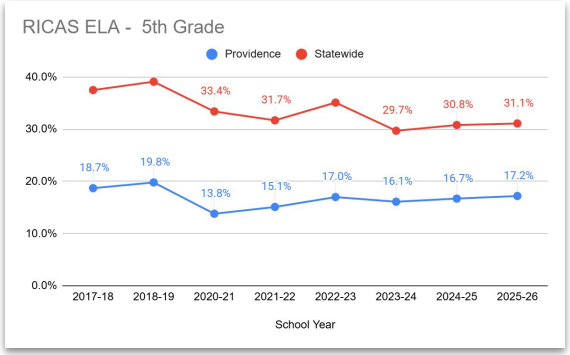

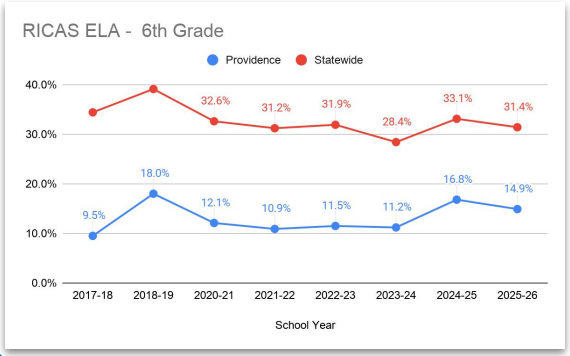

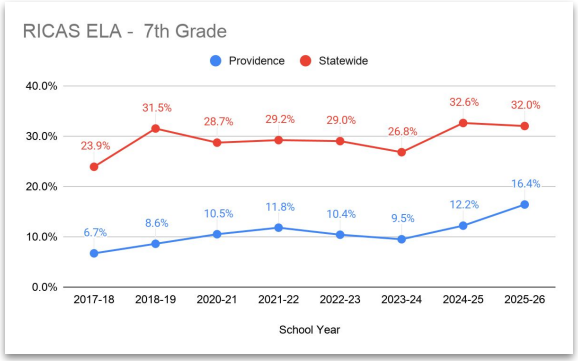

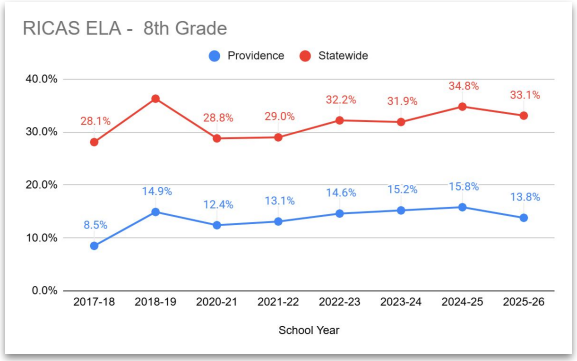

RICAS ELA (By Cohort)

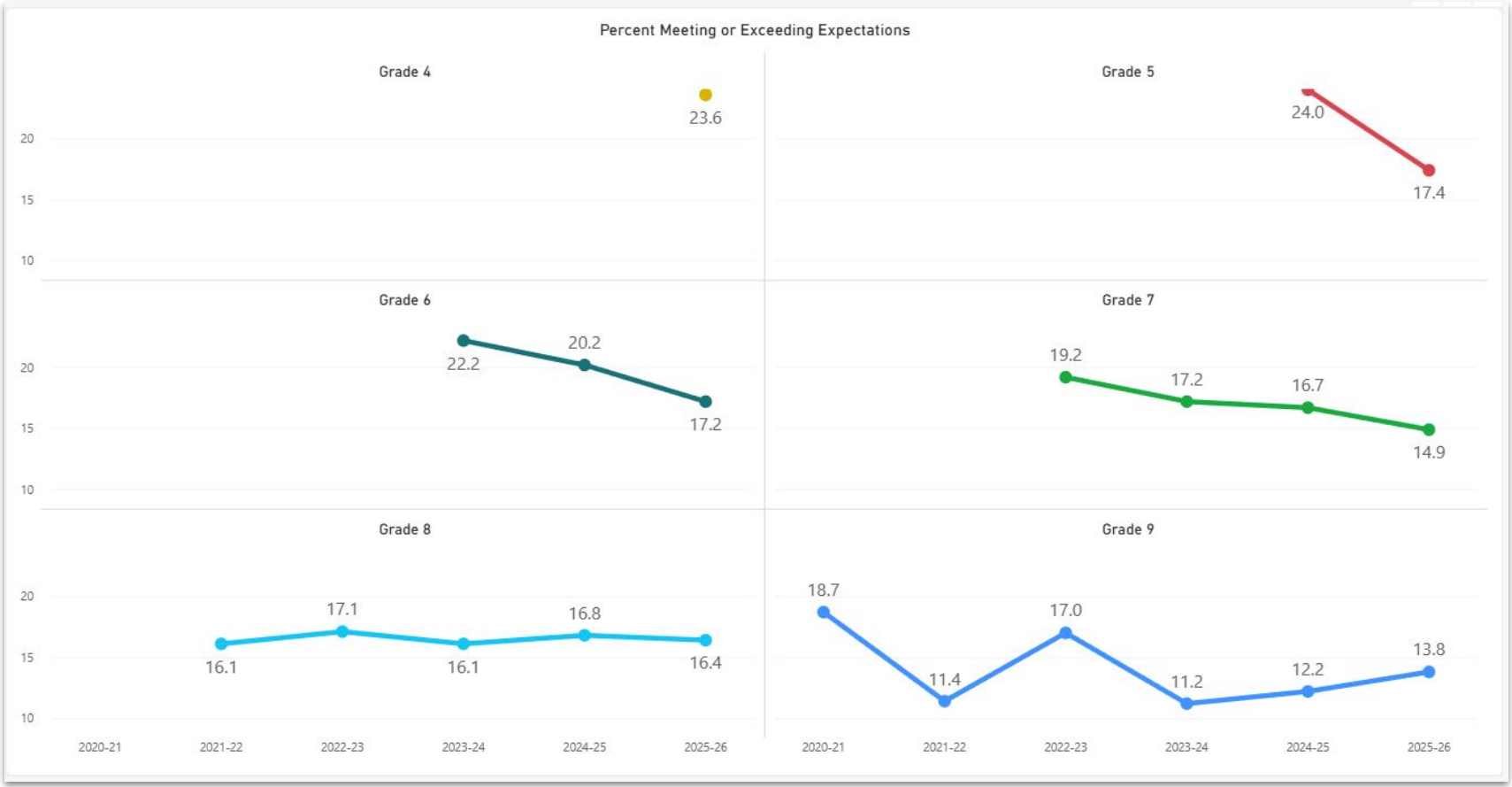

RICAS Math (Grades 3-8)

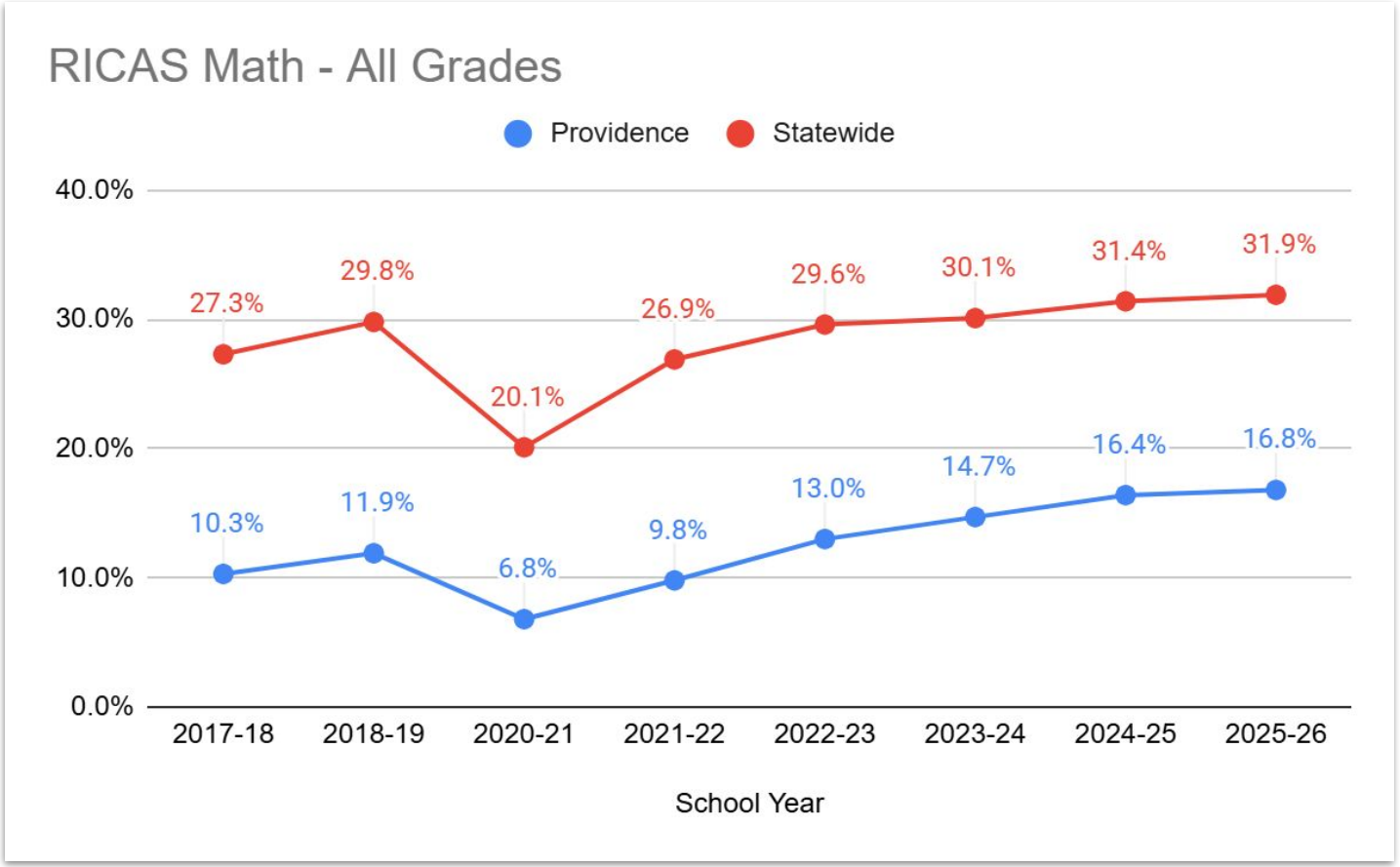

RICAS Math (Grades 3-8)

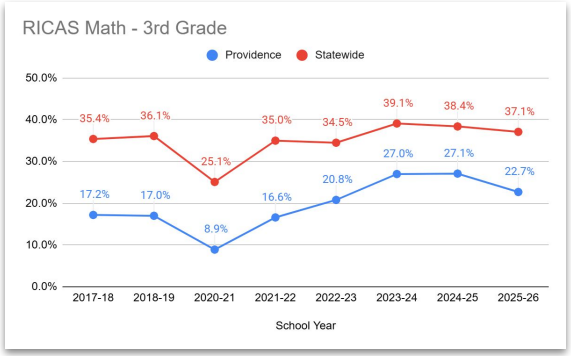

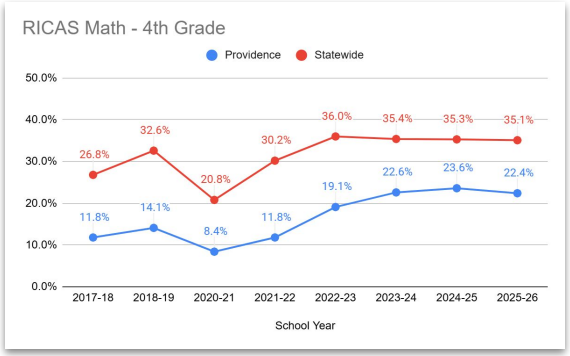

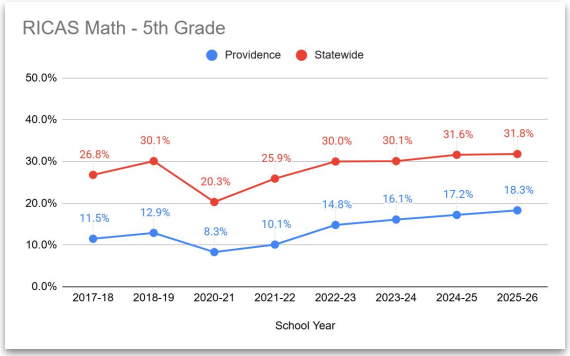

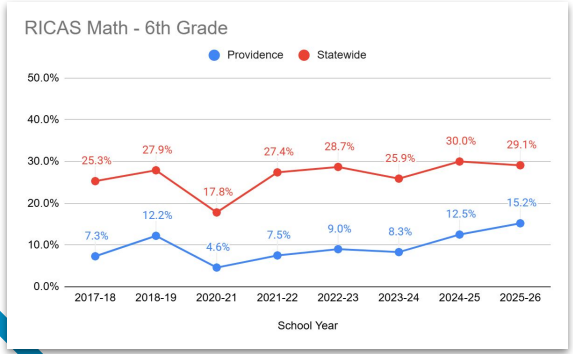

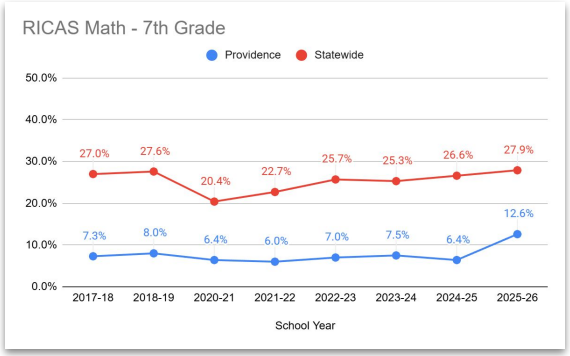

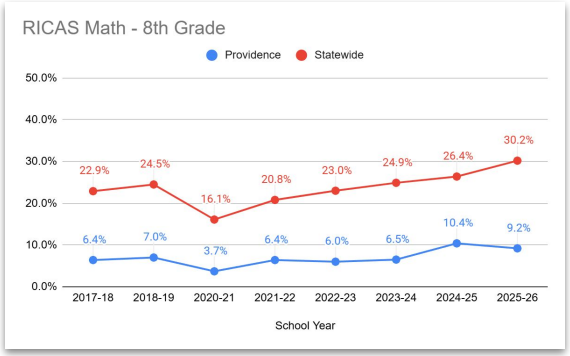

RICAS Math (By Cohort)



Progress Toward Board Goals

Goal 1: Grade 3 Literacy (Early Childhood Literacy)						
Measure	**SY 2018-19**	**Pandemic SY 2020-21**	**2025 Baseline**	**2025-26 Target**	**2025-26 Actual**	**2030 Goal**
Grade 3 RICAS ELA Proficiency	26.4%	18.7%	24%	26%	23.6%	37%

Goal 2: Grade 4 Math Readiness						
Measure	**SY 2018-19**	**Pandemic SY 2020-21**	**2025 Baseline**	**2025-26 Target**	**2025-26 Actual**	**2030 Goal**
Grade 4 RICAS Math Proficiency	14.1%	8.4%	23.6%	26%	22.4%	36%

Goal 3: Grade 8 Literacy (Middle School Readiness)						
Measure	**SY 2018-19**	**Pandemic SY 2020-21**	**2025 Baseline**	**2025-26 Target**	**2025-26 Actual**	**2030 Goal**
Grade 8 RICAS ELA Proficiency	14.9%	12.4%	15.8%	18%	13.8%	25%

Accountability

Providence is making history with the lowest number of CSI schools and lowest number of students attending low-performing schools.

- **6,200 fewer students attend a CSI school**
  - 18% of students in Providence - 2026
  - 38% of students in Providence - 2019

- **Schools exiting CSI status**
  - Webster Elementary School
  - DelSesto Middle School
  - Hope High School
  - Mt. Pleasant High School

Providence Schools

Interim Measures

October 2026

Excellent Instruction. Every Classroom. Every Day.



Goal 1.1 : K–2 Early Literacy Mastery on iReady

The percentage of K–2 students demonstrating mastery in core early literacy domains (Phonological Awareness/Target Sound, High-Frequency Words, Word Analysis) will increase from 57% June 2025 to 75% by June 2030 in the categories of early on or on grade level on iReady End of Year Diagnostic.

Target Data Update:	June 2025 EoY	June 2026 EoY	October 2025 BoY	October 2026 BoY
Phonological Awareness	70%	68%↓	31%	32%↑
Phonics	60%	60%	16%	19%↑
High-Frequency Words	64%	61% ↓	23%	24%↑
Vocabulary	52%	51% ↓	17%	17%
Comprehension	51%	52%↑	16%	16%
Overall Placement	53%	57% ↑	13%	14% ↑

Goal 1.1 : K–2 Early Literacy Mastery on iReady - Sub Groups

Target Data Update:	October 2026 BoY							
Grades K- 2	**PA**	**PH**	**HFW**	**VOC**	**COMP**	**LIT**	**INFO**	**Overall**
All Students	32%	19%	24%	17%	16%	17%	17%	**14%**
English Learner	53%	56%	57%	54%	53%	55%	54%	**5%**
Special Ed	55%	43%	47%	41%	40%	42%	41%	**5%**
Hispanic or Latino	27%	16%	19%	13%	12%	14%	13%	**10%**
American Indian or Alaska Native	23%	14%	23%	18%	14%	14%	18%	**9%**
Asian	47%	34%	42%	28%	27%	32%	25%	**27%**
Black or African American	36%	21%	33%	20%	17%	21%	18%	**14%**
Native Hawaiian or other Pacific Islander	0%	0%	100%	0%	0%	0%	0%	**N/A**
Two or more Races	33%	21%	25%	19%	18%	20%	19%	**12%**
White	60%	44%	40%	43%	45%	48%	44%	**41%**

Goal 1.2 : Grade 3 Literacy Mastery on iReady

The percentage of Grade 3 students demonstrating mastery in core literacy domains will increase from 51% in June 2025 to 75% by June 2030 in the categories of early on or on grade level on iReady End of Year Diagnostic.

Target Data Update:	June 2025 EoY	June 2026 EoY	October 2025 BoY	October 2026 BoY
Phonics	59%	60%↑	36%	37%↑
High-Frequency Words	87%	85%↓	73%	73%
Vocabulary	47%	46%↓	23%	24%↑
Comprehension	44%	43%↓	20%	22%↑
Overall Placement	51%	49%↓	24%	28%↑

Goal 1.2 : Grade 3 Literacy Mastery on iReady - Sub Groups

Target Data Update:	October 2026 BoY						
Grades 3	**PH**	**HFW**	**VOC**	**COMP**	**LIT**	**INFO**	**Overall**
All Students	37%	73%	24%	22%	30%	30%	**28%**
English Learner	22%	62%	12%	10%	14%	11%	**15%**
Special Ed	15%	47%	7%	5%	6%	6%	**8%**
Hispanic or Latino	34%	69%	19%	20%	23%	18%	**25%**
American Indian or Alaska Native	12%	75%	12%	12%	25%	0%	**13%**
Asian	60%	89%	46%	26%	37%	26%	**43%**
Black or African American	40%	82%	26%	19%	30%	17%	**30%**
Native Hawaiian or other Pacific Islander	0%	0%	0%	0%	0%	0%	**N/A**
Two or more Races	43%	80%	35%	23%	32%	26%	**33%**
White	53%	85%	45%	42%	44%	40%	**45%**

Goal 2.1 : Grade 4 Math Mastery on iReady

The percentage of Grade 4 students demonstrating mastery in core math domains and scoring early on or on grade level on the i-Ready EOY diagnostic will increase from 46% in June 2025 to 68% in June 2030.

Target Data Update:	June 2025 EoY	June 2026 EoY	October 2025 BoY	October 2026 BoY
Number and Operations	63%	63%	25%	25%
Algebra and Algebraic Thinking	49%	50%↑	24%	28%↑
Measurement and Data	46%	49%↑	23%	24%↑
Geometry	36%	40%↑	13%	15%↑
Overall Placement	46%	48%↑	13%	14%↑

Goal 2.1 : Grade 4 Math Mastery on iReady - Sub Groups

Target Data Update:	October 2026 BoY				
Grades 4	**NO**	**ALG**	**MS**	**GEO**	**Overall**
All Students	25%	28%	24%	15%	**14%**
English Learner	16%	18%	12%	8%	**4%**
Special Ed	9%	11%	7%	5%	**4%**
Hispanic or Latino	23%	26%	21%	12%	**11%**
American Indian or Alaska Native	0%	25%	25%	0%	**0%**
Asian	34%	41%	48%	34%	**31%**
Black or African American	14%	17%	16%	12%	**9%**
Native Hawaiian or other Pacific Islander	N/A	N/A	N/A	N/A	**N/A**
Two or more Races	26%	33%	30%	19%	**17%**
White	52%	47%	52%	42%	**41%**

Goal 2.2 : Grade 4 iReady Diagnostic Growth

The percent of grade 4 students meeting Typical and Stretch Growth on iReady math will increase from 83% in June 2025 to 92% by June 2030.

Target Data Update:	2024-2025		2025-2026	
	MOY	EOY	MOY	EOY
Typical Growth	17%	58%	23%	60%
Stretch Growth	4%	26%	6%	27%

Data is not yet available for 26-27.

Goal 3.1 : Grade 7 Literacy Mastery on iReady

The percentage of Grade 7 students demonstrating mastery in core literacy domains and scoring early on or on grade level on the i-Ready EOY diagnostic will increase from 19% in June 2025 to 33% by June 2030.

Target Data Update:	June 2025 EoY	June 2026 EoY	October 2025 BoY	October 2026 BoY
Phonics	69%	77%↑	68%	75%↑
High-Frequency Words	89%	93%↑	88%	92%↑
Vocabulary	23%	31%↑	16%	18%↑
Comprehension	18%	31%↑	16%	20%↑
Overall Placement	19%	32%↑	16%	18%↑

Goal 3.1 : Grade 7 Literacy Mastery on iReady - Sub Groups

Target Data Update:	October 2026 BoY						
Grades 7	**PH**	**HFW**	**VOC**	**COMP**	**LIT**	**INFO**	**Overall**
All Students	75%	92%	18%	20%	22%	19%	**18%**
English Learner	52%	83%	4%	3%	5%	2%	**1%**
Special Ed	51%	82%	3%	4%	4%	4%	**3%**
Hispanic or Latino	72%	90%	16%	18%	20%	17%	**17%**
American Indian or Alaska Native	100%	100%	25%	25%	25%	25%	**25%**
Asian	82%	95%	15%	20%	32%	17%	**11%**
Black or African American	84%	96%	19%	17%	24%	16%	**14%**
Native Hawaiian or other Pacific Islander	N/A	N/A	N/A	N/A	N/A	N/A	**N/A**
Two or more Races	82%	96%	14%	23%	23%	24%	**19%**
White	82%	96%	44%	50%	51%	49%	**50%**

Goal 3.2 : Grade 8 Literacy Mastery on iReady

The percentage of Grade 8 students demonstrating mastery in core literacy domains and scoring early on or on grade level on the i-Ready EOY diagnostic will increase from 23% in June 2025 to 36% by June 2030.

Target Data Update:	June 2025 EoY	June 2026 EoY	October 2025 BoY	October 2026 BoY
Phonics	76%	80%↑	70%	76%↑
High-Frequency Words	91%	93%↑	89%	92%↑
Vocabulary	27%	32%↑	15%	19%↑
Comprehension	23%	31%↑	15%	23%↑
Overall Placement	23%	30%↑	15%	19%↑

Goal 3.2 : Grade 8 Literacy Mastery on iReady - Sub Groups

Target Data Update:	October 2026 BoY						
Grades 8	**PH**	**HFW**	**VOC**	**COMP**	**LIT**	**INFO**	**Overall**
All Students	76%	92%	18%	23%	23%	19%	**19%**
English Learner	55%	83%	5%	3%	5%	3%	**3%**
Special Ed	52%	83%	6%	3%	6%	3%	**3%**
Hispanic or Latino	73%	90%	17%	18%	20%	17%	**18%**
American Indian or Alaska Native	57%	100%	43%	14%	14%	29%	**28%**
Asian	88%	98%	21%	43%	33%	48%	**33%**
Black or African American	80%	97%	16%	17%	26%	15%	**18%**
Native Hawaiian or other Pacific Islander	N/A	N/A	N/A	N/A	N/A	N/A	**N/A**
Two or more Races	83%	93%	19%	20%	23%	19%	**18%**
White	86%	99%	39%	42%	49%	35%	**39%**

Analysis

Next Phase: Strengthen Daily Instructional Experience

- High-quality curriculum: Ensure students consistently engage with grade-level texts, tasks, and problems.
- Thoughtful lesson internalization: Use Collaborative Planning Time to understand lesson purpose, anticipate student needs, and plan instruction that advances each school's instructional priority.
- Student thinking and discourse: Strengthen purposeful questioning, discussion, and writing so students explain their reasoning and apply their learning.
- Targeted support: Use classroom evidence and diagnostic data to connect core small-group instruction and WIN to specific student needs while preserving access to grade-level learning.

From Implementation to Impact: How We Will Monitor Progress

- In classrooms: Examine curriculum use, teacher moves, and student thinking through walkthroughs and student work.
- During collaborative planning: Review evidence of learning and adjust upcoming instruction, scaffolds, and small groups.
- At assessment checkpoints: Monitor proficiency and growth, with explicit attention to multilingual learners and differently abled students.
- At the district level: Use principal-supervisor reviews and Board updates to identify where support needs to intensify and whether actions are improving outcomes.